



TOKYO AMERICAN CLUB
NIHONBASHI

GETTING TO TOKYO AMERICAN CLUB NIHONBASHI

Nihonbashi Muromachi Mitsui Tower 6F,
3-2-1 Nihonbashi Muromachi, Chuo-ku, Tokyo 103-0022
Tel: 03-6262-6976



Located on the **sixth floor** of Nihonbashi Muromachi Mitsui Tower, the Club is accessible by escalator from the fifth-floor lobby of the office side of the building.

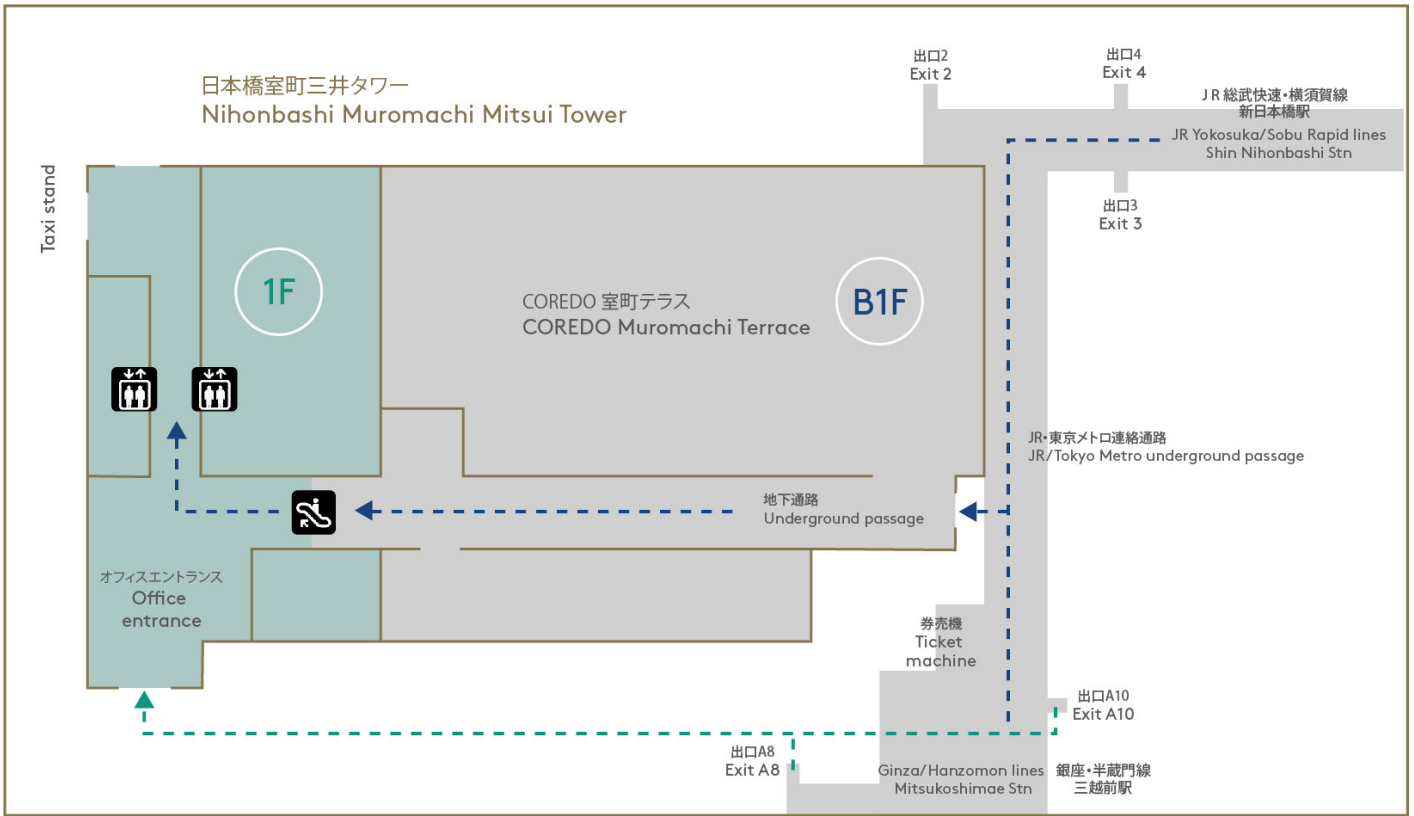
Access to the Club is only possible with a membership card. Guests must be registered by a Member at the entrance.

Arriving by train

Mitsukoshimae Station (Ginza and Hanzomon lines): take the underground passage or exit A10 or A8.

Shin Nihonbashi Station (JR Yokosuka and Sobu Rapid lines): take the underground passage or exit A10 or A8.

Kanda Station and Tokyo Station (JR lines): walking distance.




Access from exit A10 or A8




Head toward Coredo Muromachi Terrace.




Enter Nihonbashi Muromachi Mitsui Tower through the office entrance.



Head to the elevator hall.



Take the elevator to the Sky Lobby (5F).



From the Sky Lobby, take the escalator to the sixth floor.



The entrance to Tokyo American Club Nihonbashi is at the top of the escalator.

Arriving by car



Access Credo Muromachi Terrace parking lot from Nichigin Avenue.
Parking for up to four hours is free for Members using the Club.

Mechanical parking bay limits:

- Length: 5.3 meters
- Rim-to-rim width: 1.9 meters
- Height: 2 meters
- Ground clearance: 9 centimeters
- Weight: 2.5 tons